



Lamalı Dikey Bağlantı Elemanları
Vertical Toggle Clamps With Solid Arm

MODEL NO	SİYAH (BLACK)	F1 (N)	F2 (N)	F3 (N)	F4 (N)	F5 (N)	F6 (N)	F7 (N)	F8 (N)	Fi		AÇI (ANGLE) (± 5°)		AĞIRLIK (WEIGHT) (gr)
										(X1) VERİM (YIELD) (F1:Fi)	(C1) VERİM (YIELD) (F2:Fi)	POS1	POS2	
213-1-D	B 213 -	750	500	250	175	1000	680	340	250	12:1	8:1	135°	105°	150
213-2-D	B 213 -	1200	700	350	250	1400	925	510	370	12:1	7,5:1	135°	105°	240
213-3-D	B 213 -	2000	1400	700	500	2500	1560	910	680	11:1	8:1	105°		430
213-4-D	B 213 -	3000	2000	1100	850	3300	2200	1350	1080	11,5:1	8:1	135°	105°	930
213-5-D	B 213 -	4500	2500	1300	1000	5000	3000	1445	1190	12:1	7:1	135°	105°	1640

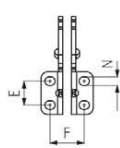
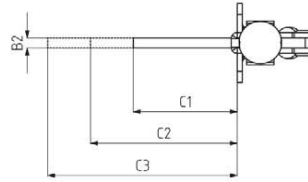
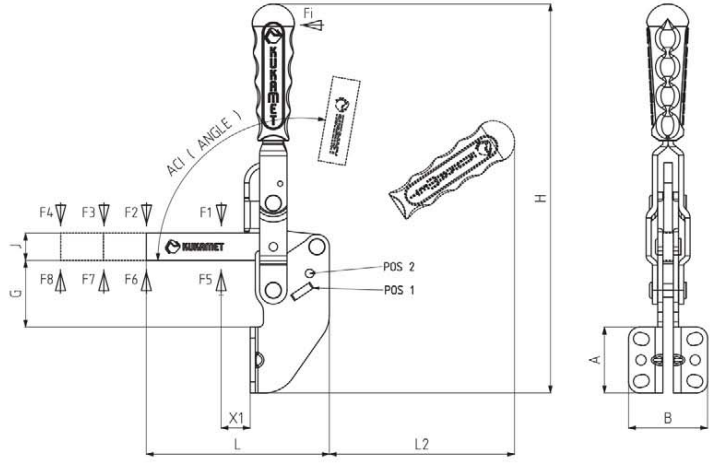
F1 - F2 - F3 - F4 : BASKI KUVVETİ (EXERTING FORCE) , F5 - F6 - F7 - F8 : TUTMA KAPASİTESİ (HOLDING CAPACITY) , Fi : UYGULAMA KUVVETİ (APPLIED FORCE)

213-D

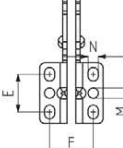
Ayak Tipi: Yan Tabanlı
Body Mounting Base: Side Ward



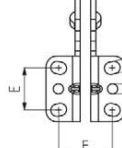
*911-951
Bkz. Aksesuar Sayfası
*911-951
Please See Accessories Page



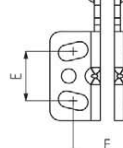
MODEL NO : 213-1-D



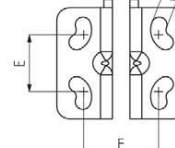
MODEL NO : 213-2-D



MODEL NO : 213-3-D



MODEL NO : 213-4-D



MODEL NO : 213-5-D



MODEL NO	A	B	B2	C1	C2	C3	D	E	F	G	H	J	L	L2	M	N	X1
213-1-D	25	30,5	5	38	88	138		14	19 - 21	22,5	150	10	70	75		5 x 6	12
213-2-D	35,5	37	5	58	108	158		20 - 24	25,5	25,5	175	13	94	85	Ø 6	6 x 8	15
213-3-D	38,5	46	6	61	111	161		24 - 25	29 - 33	39	228	16	107	110	Ø 6	7 x 9	19
213-4-D	52	67	8	91	141	191		27 - 30,5	32 - 47,5	48	292	20	152	160	Ø 8,5	9,5 x 17,5	24
213-5-D	65	75,5	10	118,5	168,5	218,5		24,5 - 45	44,5 - 52	59	328	25	195	165		9 x 19,5	30