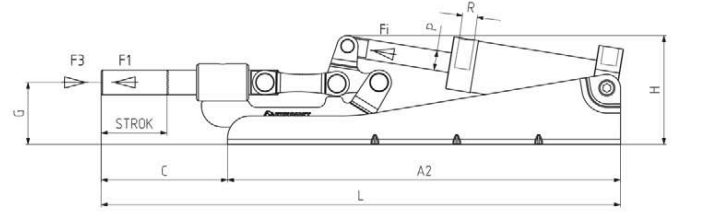
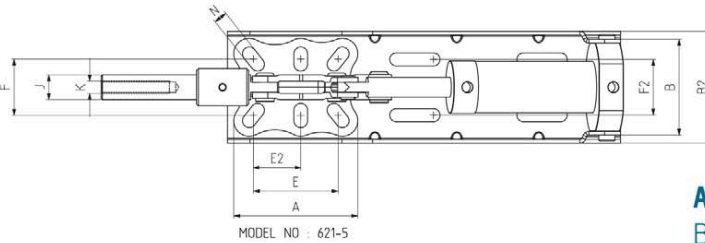




Pnömatik İtme-Çekme Bağlantı Elemanları
Pneumatic Push-Pull Type Toggle Clamps

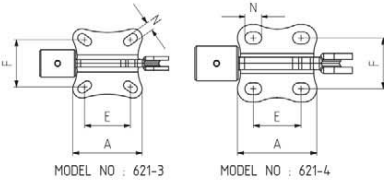


621



MODEL NO : 621-5

Ayak Tipi: Yatay Tabanlı, Kaynaklı, Arka Bağlantılı
Body Mounting Base: Horizontal With Welding, Tied Behind



MODEL NO : 621-3

MODEL NO : 621-4



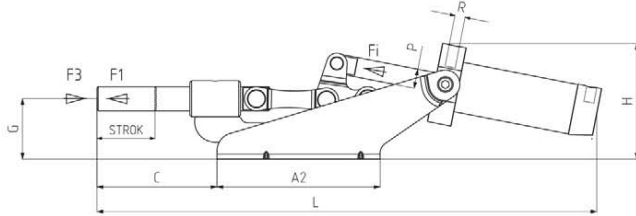
MODEL NO	F1 (N)	F3 (N)	Fİ (N)	Vn (dm ³)	STROK	AĞIRLIK (WEIGHT) (gr)	BAR
621-3 (Ø 12)	2500	2960	300	0.25	23	1140	6
621-3 (Ø 14)	2500	3200	500	0.51	23	1310	6
621-4 (Ø 16)	4500	6650	750	1.04	33	2230	6
621-4 (Ø 18)	4500	7200	750	1.04	33	2260	6
621-5 (Ø 20)	7500	15000	1100	2	42	3860	6

F1 : BASKI KUVVETİ (EXERTING FORCE), F3 : TUTMA KAPASİTESİ (HOLDING CAPACITY), Fİ : UYGULAMA KUVVETİ (APPLIED FORCE)

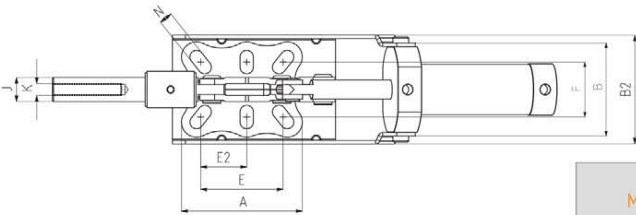
Vn, 6 BAR BASINÇTA ÇİFT HAREKET İÇİN HAVA TÜKETİM MİKTARIDIR (Vn, AIR CONSUMPTION PER DOUBLE STROKE IN dm³ AT 6 BAR)

Pistonlar çift etkili, manyetik ve yastıklıdır.
Pneumatic cylinders are double acting, magnetic and cushioning.

MODEL NO	A	A2	B	B2	C	D	E	E2	F	F2	G	H	J	K	L	M	N	P	R	PISTON Ø
621-3 (Ø 12)	56	226	51	68	70		32,5 - 41		35 - 41	35	35	65	12	M8	296		7 x 12	Ø 10	G1/8	25
621-3 (Ø 14)	56	243	58	68	70		32,5 - 41		35 - 41	35	35	71,5	14	M8	314		7 x 12	Ø 12	G1/8	32
621-4 (Ø 16)	64	289	77	78	84		34,5 - 42,5		41	41	43	89	16	M10	375		9,5x13,5	Ø 16	G1/8	40
621-4 (Ø 18)	64	289	77	78	84		34,5 - 42,5		41	41	43	89	18	M10	375		9,5x13,5	Ø 16	G1/8	40
621-5 (Ø 20)	100	355	79	92	101		61,5 - 75	34,5 - 41,5	37 - 54	45	51	105	20	M12	460		11 x 22	Ø 20	G1/8	50

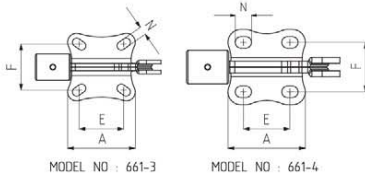


661



MODEL NO : 661-5

Ayak Tipi: Yatay Tabanlı, Kaynaklı, Ön Bağlantılı
Body Mounting Base: Horizontal With Welding, Tied Front



MODEL NO : 661-3

MODEL NO : 661-4



MODEL NO	F1 (N)	F3 (N)	Fİ (N)	Vn (dm ³)	STROK	AĞIRLIK (WEIGHT) (gr)	BAR
661-3 (Ø 12)	2500	2960	300	0.25	23	860	6
661-3 (Ø 14)	2500	3200	500	0.51	23	1010	6
661-4 (Ø 16)	4500	6650	750	1.04	33	1800	6
661-4 (Ø 18)	4500	7200	750	1.04	33	1830	6
661-5 (Ø 20)	7500	15000	1100	2	42	3220	6

F1 : BASKI KUVVETİ (EXERTING FORCE), F3 : TUTMA KAPASİTESİ (HOLDING CAPACITY), Fİ : UYGULAMA KUVVETİ (APPLIED FORCE)

Vn, 6 BAR BASINÇTA ÇİFT HAREKET İÇİN HAVA TÜKETİM MİKTARIDIR (Vn, AIR CONSUMPTION PER DOUBLE STROKE IN dm³ AT 6 BAR)

Pistonlar çift etkili, manyetik ve yastıklıdır.
Pneumatic cylinders are double acting, magnetic and cushioning.

MODEL NO	A	A2	B	B2	C	D	E	E2	F	G	H	J	K	L	M	N	P	R	PISTON Ø
661-3 (Ø 12)	56	90	51	68	70		32,5 - 41		35 - 41	35	72	12	M8	292		7 x 12	Ø 10	G1/8	25
661-3 (Ø 14)	56	100	58	68	70		32,5 - 41		35 - 41	35	79	14	M8	312		7 x 12	Ø 12	G1/8	32
661-4 (Ø 16)	64	115	77	78	84		34,5 - 42,5		41	43	100	16	M10	372		9,5 x 13,5	Ø 16	G1/8	40
661-4 (Ø 18)	64	115	77	78	84		34,5 - 42,5		41	43	100	18	M10	372		9,5 x 13,5	Ø 16	G1/8	40
661-5 (Ø 20)	100	170	79	92	101		61,5 - 75	34,5 - 41,5	37 - 54	51	110	20	M12	456		11 x 22	Ø 20	G1/8	50