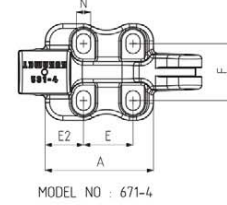
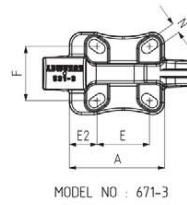
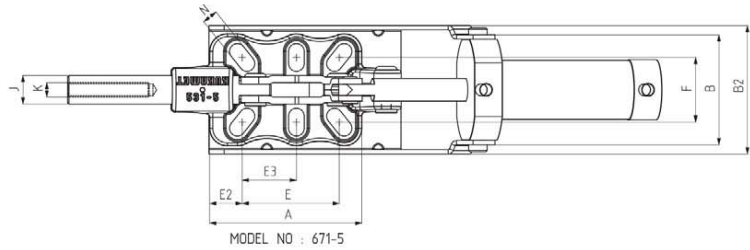
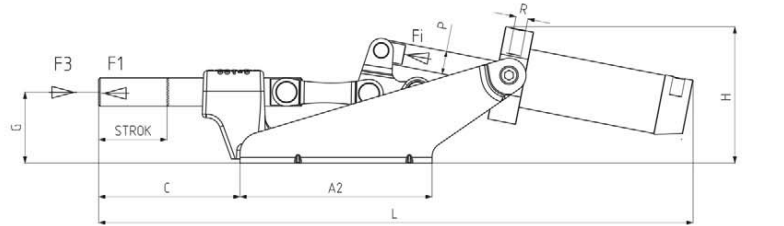




Pnömatik İtme-Çekme Bağlantı Elemanları
Pneumatic Push-Pull Type Toggle Clamps

MODEL NO	F1 (N)	F3 (N)	Fİ (N)	Vn (dm ³)	STROK	AĞIRLIK (WEIGHT) (gr)	BAR
671-3 (Ø 12)	2500	3700	300	0.25	23	1090	6
671-3 (Ø 14)	2500	4000	500	0.51	23	1250	6
671-4 (Ø 16)	4500	8100	750	1.04	33	2130	6
671-4 (Ø 18)	4500	8800	750	1.04	33	2140	6
671-5 (Ø 20)	7500	18450	1100	2	42	3640	6

F1 : BASKI KUVVETİ (EXERTING FORCE), F3 : TUTMA KAPASİTESİ (HOLDING CAPACITY), Fİ : UYGULAMA KUVVETİ (APPLIED FORCE)
Vn, 6 BAR BASINÇTA ÇİFT HAREKET İÇİN HAVA TÜKETİM MİKTARIDIR (Vn, AIR CONSUMPTION PER DOUBLE STROKE IN dm³ AT 6 BAR)



Ayak Tipi: Yatay Tabanlı, Döküm Gövdeli, Ön Bağlantılı
Body Mounting Base: Horizontal, Casting, Tied Front



Pistonlar çift etkili, manyetik ve yastıklıdır.
Pneumatic cylinders are double acting, magnetic and cushioning.

MODEL NO	A	A2	B	B2	C	D	E	E2	E3	F	G	H	J	K	L	M	N	P	R	PİSTON Ø
671-3 (Ø 12)	67	90	51	68	70		32,5 - 41	17,5 - 21,5		35 - 41	35	72	12	M8	292		7 x 12	Ø 10	G1/8	25
671-3 (Ø 14)	67	100	58	68	70		32,5 - 41	17,5 - 21,5		35 - 41	35	79	14	M8	312		7 x 12	Ø 12	G1/8	32
671-4 (Ø 16)	76	115	77	78	84		34,5	27		36 - 44	42	100	16	M10	372		10 x 14	Ø 16	G1/8	40
671-4 (Ø 18)	76	115	77	78	84		34,5	27		36 - 44	42	100	18	M10	372		10 x 14	Ø 16	G1/8	40
671-5 (Ø 20)	107	170	79	92	101		61,5 - 75	19,5 - 26	34,5 - 41,5	37 - 54	51	110	20	M12	456		11 x 22	Ø 20	G1/8	50

Dimensions and technical data are subject to change without notice.

-www.kukamet.com.tr-