

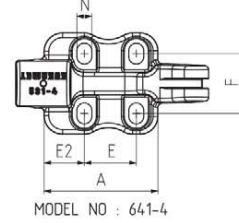
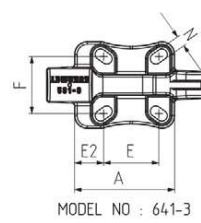
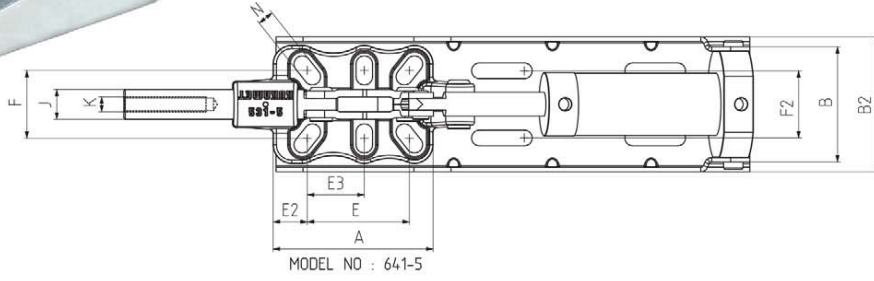
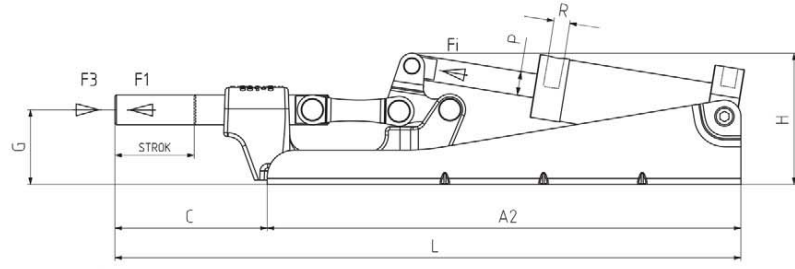


Pnömatik İtme-Çekme Bağlantı Elemanları Pneumatic Push-Pull Type Toggle Clamps


MODEL NO	F1 (N)	F3 (N)	Fİ (N)	Vn (dm ³)	STROK	AĞIRLIK (WEIGHT) (gr)	BAR
641-3 (Ø 12)	2500	3700	300	0.25	23	1370	6
641-3 (Ø 14)	2500	4000	500	0.51	23	1550	6
641-4 (Ø 16)	4500	8100	750	1.04	33	2560	6
641-4 (Ø 18)	4500	8800	750	1.04	33	2570	6
641-5 (Ø 20)	7500	18450	1100	2	42	4280	6

F1 : BASKI KUVVETİ (EXERTING FORCE), F3 : TUTMA KAPASİTESİ (HOLDING CAPACITY), Fİ : UYGULAMA KUVVETİ (APPLIED FORCE)

Vn , 6 BAR BASINÇTA ÇİFT HAREKET İÇİN HAVA TÜKETİM MİKTARIDIR (Vn , AIR CONSUMPTION PER DOUBLE STROKE IN dm³ AT 6 BAR)



Ayak Tipi: Yatay Tabanlı, Döküm Gövdeli, Arka Bağlantılı
Body Mounting Base: Horizontal, Casting, Tied Behind



Pistonlar çift etkili, manyetik ve yastıklıdır.
Pneumatic cylinders are double acting, magnetic and cushioning

MODEL NO	A	A2	B	B2	C	D	E	E2	E3	F	F2	G	H	J	K	L	M	N	P	R	PİSTON Ø
641-3 (Ø 12)	67	226	51	68	70		32,5 - 41	17,5 - 21,5		35 - 41	35	35	65	12	M8	296		7 x 12	Ø 10	G1/8	25
641-3 (Ø 14)	67	243	58	68	70		32,5 - 41	17,5 - 21,5		35 - 41	35	35	72	14	M8	314		7 x 12	Ø 12	G1/8	32
641-4 (Ø 16)	76	289	77	78	84		34,5	27		36 - 44	41	42	87	16	M10	375		10x14	Ø 16	G1/8	40
641-4 (Ø 18)	76	289	77	78	84		34,5	27		36 - 44	41	42	87	18	M10	375		10x14	Ø 16	G1/8	40
641-5 (Ø 20)	107	355	79	92	101		61,5 - 75	19,5 - 26	34,5 - 41,5	37 - 54	45	51	105	20	M12	460		11 x 22	Ø 20	G1/8	50