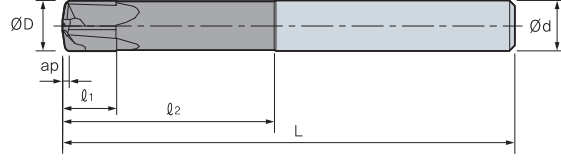

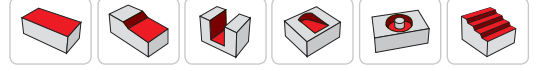


F F Endmill

FME4000 (Standart)



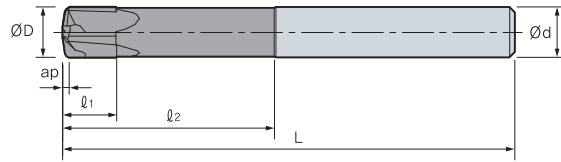
ØD	Tolerans
Ø6~Ø12	-0.01~-0.03



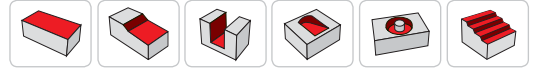
(mm)

Kod	R	ØD	Ød	l ₁	l ₂	L	Maks. ap (mm)	CAM-Köşe Radyüsü
FME								
4060-050-R05	0.5	6	6	4.5	18	50	0.35	0.7
4080-060-R05	0.5	8	8	6	24	60	0.45	0.8
4100-070-R10	1.0	10	10	7.5	30	70	0.65	1.3
4120-075-R12	1.2	12	12	9	36	75	0.78	1.6

FMLE4000 (Uzun)



ØD	Tolerans
Ø6~Ø12	-0.01~-0.03



(mm)

Kod	R	ØD	Ød	l ₁	l ₂	L	Maks. ap (mm)	CAM-Köşe Radyüsü
FMLE								
4060-090-R05	0.5	6	6	4.5	30	90	0.35	0.7
4080-090-R05	0.5	8	8	6	40	90	0.45	0.8
4100-100-R10	1.0	10	10	7.5	50	100	0.65	1.3
4120-110-R12	1.2	12	12	9	60	110	0.78	1.6

