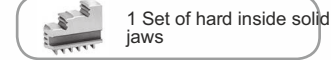
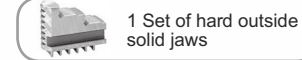


4 Ayaklı Bison Torna Aynası

Code No.	Type	A	B	C	D H7	E	F	Q	G	J	kg
353604030500	3604-125	125	56,0	4	95	32,0	108,0	3	M8	20	5,0
353604040700	3604-160	160	64,5	4	125	42,0	140,0	6	M10	32	10,0
353604050900	3604-200	200	75,0	4	160	55,0	176,0	6	M10	29	17,5
353604060000	3604-250	250	85,0	5	200	76,0	224,0	6	M12	34	29,0
353604070200	3604-315	315	94,0	5	260	103,0	286,0	6	M16	43	50,0
353604080400	3604-400	400	105,0	5	330	136,0	362,0	6	M16	55	85,0
353604090600	3604-500	500	120,0	5	420	190,0	458,0	6	M16	60	145,0
353604110200	3604-630	630	135,0	7	545	252,0	586,0	6	M16	70	250,0
353604120400	3604-800	800	159,0	12	380	281,4	330,2	8	M24	70	385,0
353604190700	3604-1000	1000	171,0	20	520	408,0	463,6	8	M24	88	690,0

Larger diameters available upon request!

Standard accessories



Spare parts see pages 80-93

Technical data see pages 94-98

Type 3604



kesici
takımdünyası®



AKİFSAN®
MAKİNA HİRD. SAN. VE TİC. LTD. ŞTİ.

MERKEZ : 100. Yıl Bulvarı Ahi Evran Cad. No: 85

Tel: +90 312 354 43 91 - 354 32 62 **Faks:** +90 312 385 56 34 **E-posta:** merkez@akifsan.com

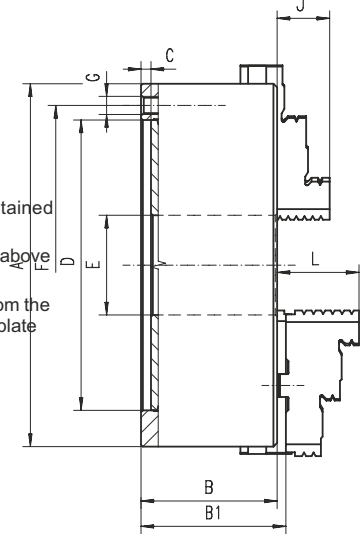
ŞUBE : Melih Gökçek Bulvarı 1445. Sokak No: 10

Tel: +90 312 395 16 18 - 395 16 01 **Faks:** +90 312 395 75 15 **E-posta:** sube@akifsan.com

Ostim - Ankara / TÜRKİYE

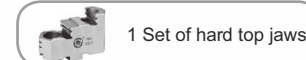
İvogsan - Ankara - TÜRKİYE

- Ground working surfaces ensure sustained accuracy and repeatability
- Chucks with diameters 1000 mm and above are equipped with additional T-slots
- Mounted on the machine tool spindle from the back of the chuck by using an adapter plate



Q - Number of mounting screws

Standard accessories



Spare parts see pages 80-93

Technical data see pages 94-98

Type 3605



Code No.	Type	A	B	B1	C	D H7	E	F	Q	G	L	kg
353605030300	3605-125	125	56,0	60,8	4	95	32,0	108,0	3	M8	40,0	5,0
353605040500	3605-160	160	64,5	69,3	4	125	42,0	140,0	6	M10	43,0	10,0
353605050700	3605-200	200	75,0	79,8	4	160	55,0	176,0	6	M10	45,0	17,5
353605060900	3605-250	250	85,0	88,8	5	200	76,0	224,0	6	M12	53,0	29,0
353605070000	3605-315	315	94,0	99,1	5	260	103,0	286,0	6	M16	57,0	50,0
353605080200	3605-400	400	105,0	113,8	5	330	136,0	362,0	6	M16	67,0	85,0
353605090400	3605-500	500	120,0	130,8	5	420	190,0	458,0	6	M16	79,0	145,0
353605110000	3605-630	630	135,0	146,3	7	545	252,0	586,0	6	M16	87,0	250,0
353605120200	3605-800	800	159	170,3	12	380	281,4	330,2	8	M24	87,0	385,0
353605140600	3605-1000	1000	171	179,8	20	520	408,0	463,6	8	M24	99,5	690,0

Larger diameters available upon request!